



*NPRGC*

*&*

*IPSCBC*

*LUBE IT UP*

*FORT ST. JOHN*

*Q16 & Q17*

*June 23 & 24, 2018*

*The North Peace Rod and Gun Club,  
Dressler Memorial Range, Fort St. John, BC*

*Match Director - Egan Wuth*

*Range Master - Nick King*

*Q16 - 8 Stages, 155 rounds*

**BACKCOUNTRY**

[BackCountryFSJ.com](http://BackCountryFSJ.com)

## General Notes and Rules:

- Advanced registration is required.
- Rules & penalties as per IPSC Rule Book - Current edition.
- IPSC membership required. Canadian competitors must have passed a Black Badge course.
- As condition of entry, competitors **are** required to work the match unless special circumstances are discussed with the Range Master **and** Match Director, prior to the match.
- Any competitor leaving the match early without permission will have their scores removed from the match and fined be \$100 by IPSCBC.
- Drawings are not to scale but are representative.
- Due to range conditions, distances & actual layout may vary.
- No-shoot targets and Hardcover may be added to improve safety and the quality of the match.
- Paper targets may be substituted for steel, if required.
- All measurements are in meters unless otherwise specified.
- All competitors and spectators must wear hearing and eye protection.
- It is each competitor's responsibility to be on time for their scheduled shooting times.
- Safety Areas will be designated. No ammunition is allowed in a Safety Area.
- No alcoholic beverages will be allowed until all shooting is completed for the day and authorized by the MD and RM.
- No-shoot metal and paper targets will be white.
- Paper targets indicating hard cover will be painted black. The painted portion will not score.
- Full targets will be approximately 5' to the top unless otherwise noted.
- All partial targets will show minimum 50% of the A zone.
- Shooting boxes will be a minimum of 1m square unless otherwise specified.
- Start signal is electronic buzzer and stop is last shot fired unless otherwise specified.
- Photo and video images from the matches may be used by IPSCBC or the NPRGC for non-commercial purposes.
- RO / CRO walk through at 8:30 AM
- Shooting starts at 9:00 a.m. NO shooting will take place prior to 9:00 a.m. due to range rules
- Registration fee is \$55.00 up to June 1, 2018. After that date a late registration fee of \$75.00 will apply.
- **Lunch provided by NPRGC**
- Arbitration fee is \$100.00, payable with an Arbitration form.
- Certificates to be awarded for:
  - Open, Standard, Production & Classic Divisions  
1<sup>st</sup> & 2<sup>nd</sup> and top A, B, C, D, Unclassified (must be 3 competitors per division / classification)

*A catered supper will be arranged for Saturday evening in the Clubhouse, at the range. Tickets must be purchased at the time of registration. **The competitor's dinner ticket will allow for entry into the DOOR PRIZE TABLE which will contain a minimum of THREE GUNS. Prizes will be awarded by RANDOM DRAW.***

*If you have any concerns or questions please contact :  
Egan (250) 793-9932, or email [NEBC\\_IPSC@hotmail.com](mailto:NEBC_IPSC@hotmail.com)*

Camping is permitted at the range, no services available.

# Stage 1

**TARGETS:** 4 IPSC, 3 No-shoot , 1 popper

**DISTANCE:** 5-11 M

**MINIMUM ROUNDS:** 3

**POSSIBLE POINTS:** 45

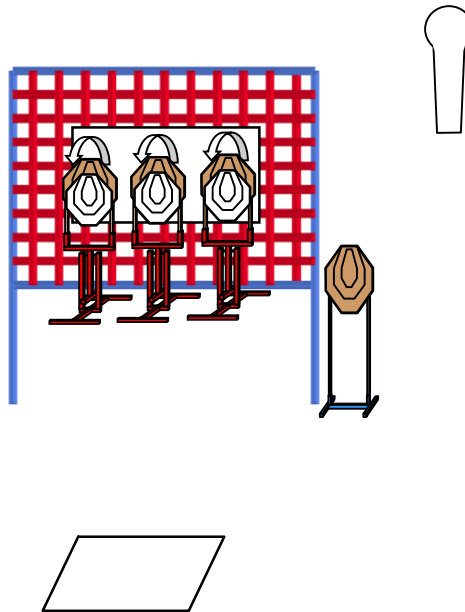
**START-STOP:** Audible - Last shot

**PENALTIES:** Per current IPSC Rule Book

**START POSITION:** Standing in the shooting area, facing downrange, hands relaxed at sides, Gun loaded and holstered.

**PROCEDURE:** On signal engage targets from the shooting area

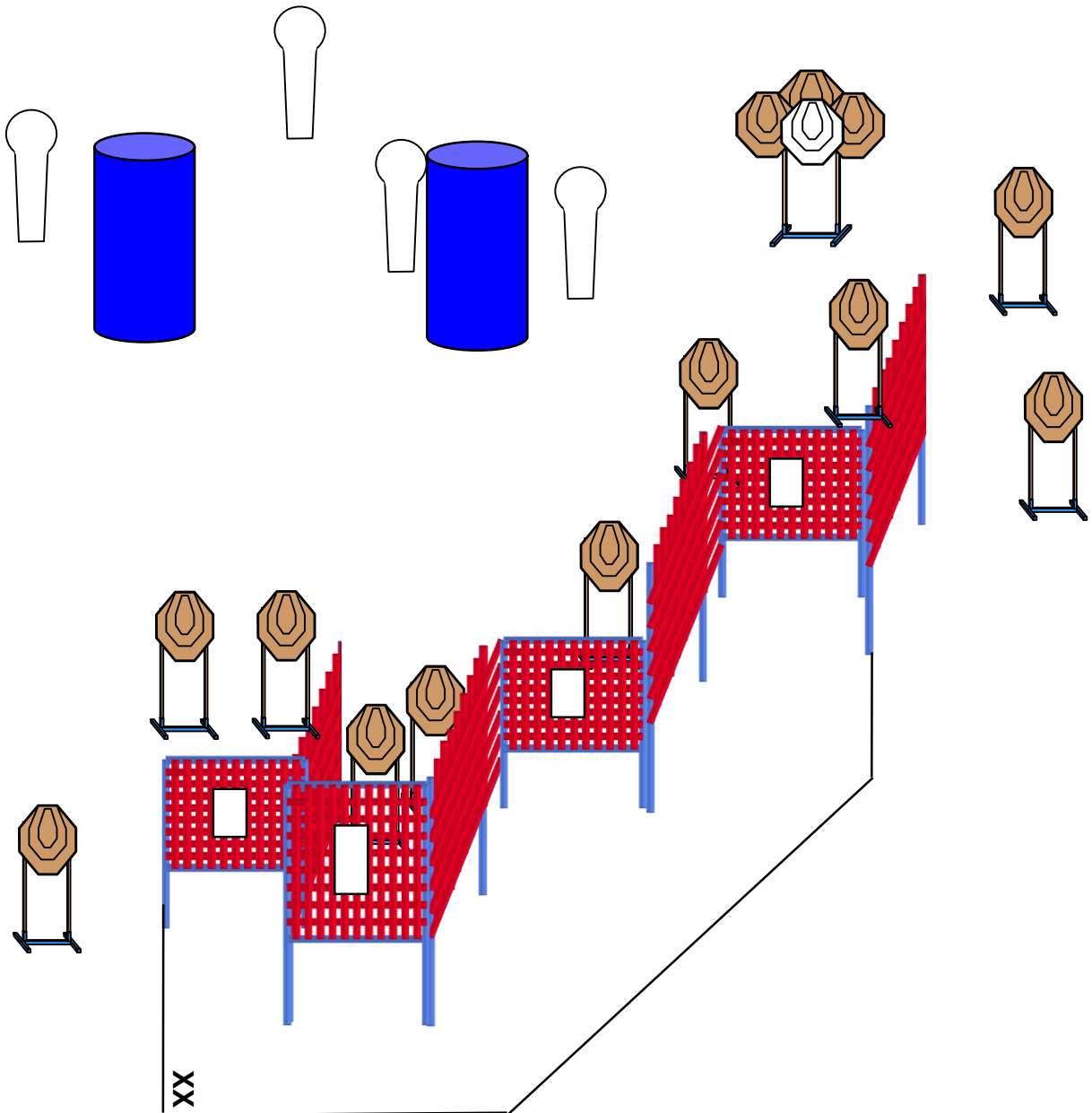
**Note:** Max-trap targets T1, T2 & T3 are activated by PP1 and are disappearing.



# Stage 2

**TARGETS:** 13 IPSC, 4 mini IPSC popper, 1 No-shoot  
**DISTANCE:** 10-15 M  
**MINIMUM ROUNDS:** 30  
**POSSIBLE POINTS:** 150  
**START-STOP:** Audible - Last shot  
**PENALTIES:** Per current IPSC Rule Book

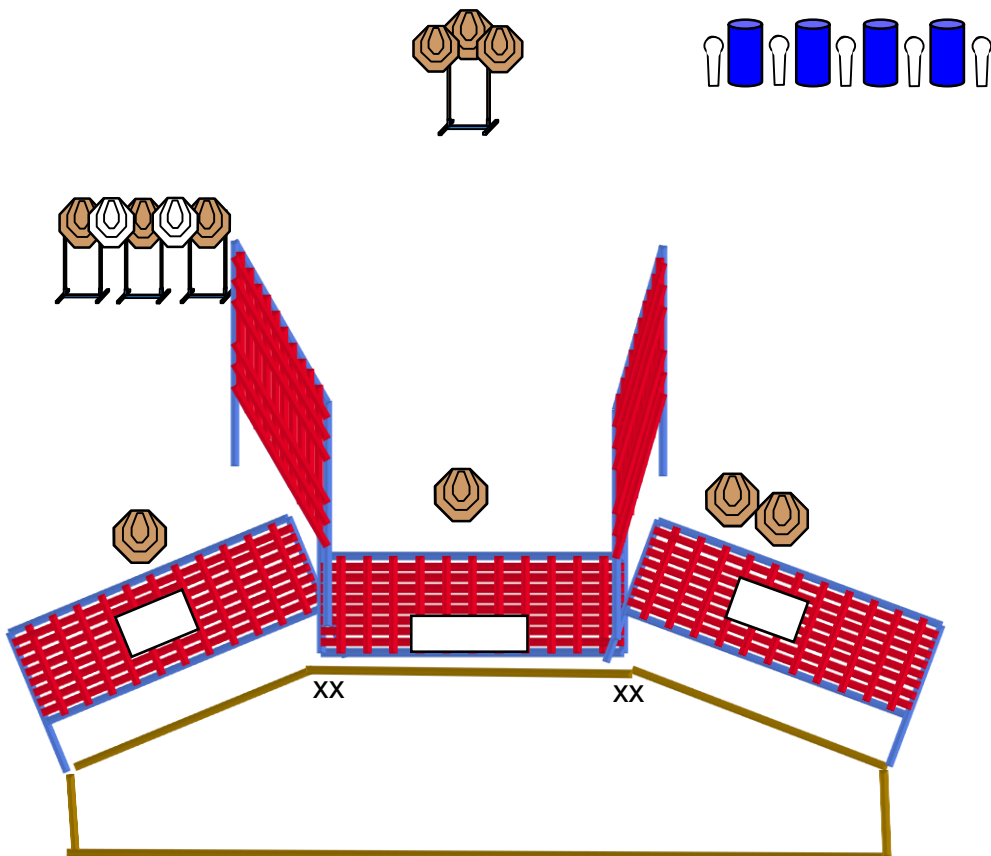
**START POSITION:** Standing with heels touching Xs, facing cross range, wrists above shoulders. Gun loaded and holstered.  
**PROCEDURE:** On signal engage targets from within the shooting area.



# Stage 3

**TARGETS:** 10 IPSC, 2 No-shoot , 5 popper  
**DISTANCE:** 5-25 M  
**MINIMUM ROUNDS:** 25  
**POSSIBLE POINTS:** 125  
**START-STOP:** Audible - Last shot  
**PENALTIES:** Per current IPSC Rule Book

**START POSITION:** Standing, facing downrange, toes touching either set of Xs. Finger tips touching the marks on the wall, Gun loaded and holstered.  
**PROCEDURE:** On signal engage targets from within the shooting area.



# Stage 4

**TARGETS:** 2 IPSC, 3 mini IPSC, 4 poppers, 2 No-shoot

**DISTANCE:** 11 - 15 M

**MINIMUM ROUNDS:** 14

**POSSIBLE POINTS:** 70

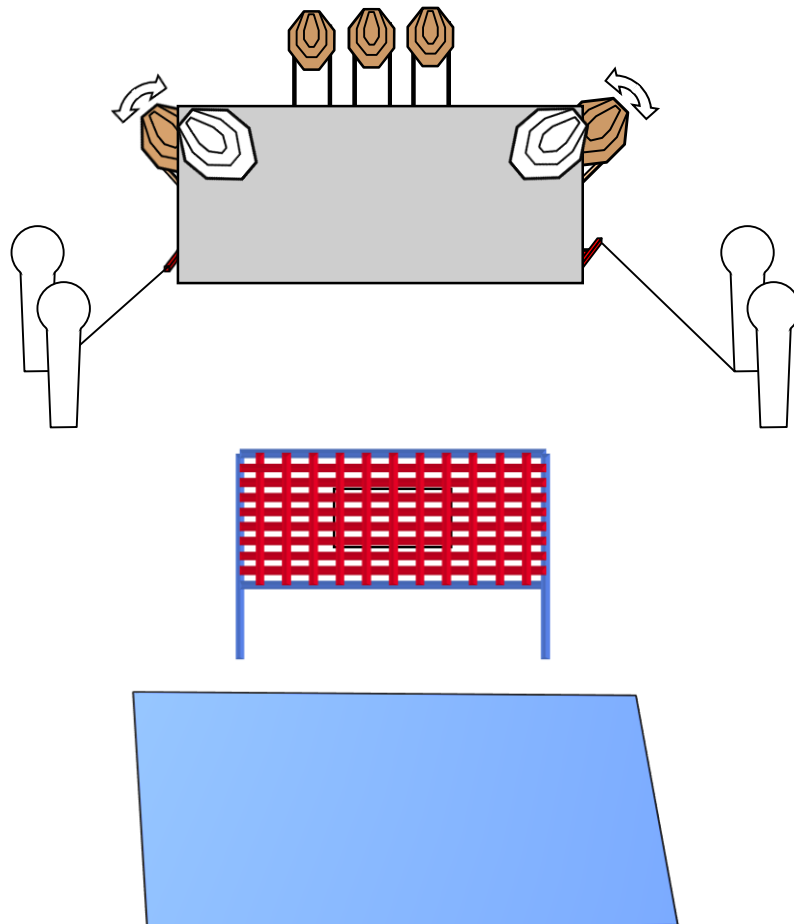
**START-STOP:** Audible - Last shot

**PENALTIES:** Per current IPSC Rule Book

**START POSITION:** Standing anywhere in shooting area, back to targets, hands relaxed at sides, facing UPRANGE. Gun loaded and holstered.

**PROCEDURE:** On signal engage targets from within the shooting area.

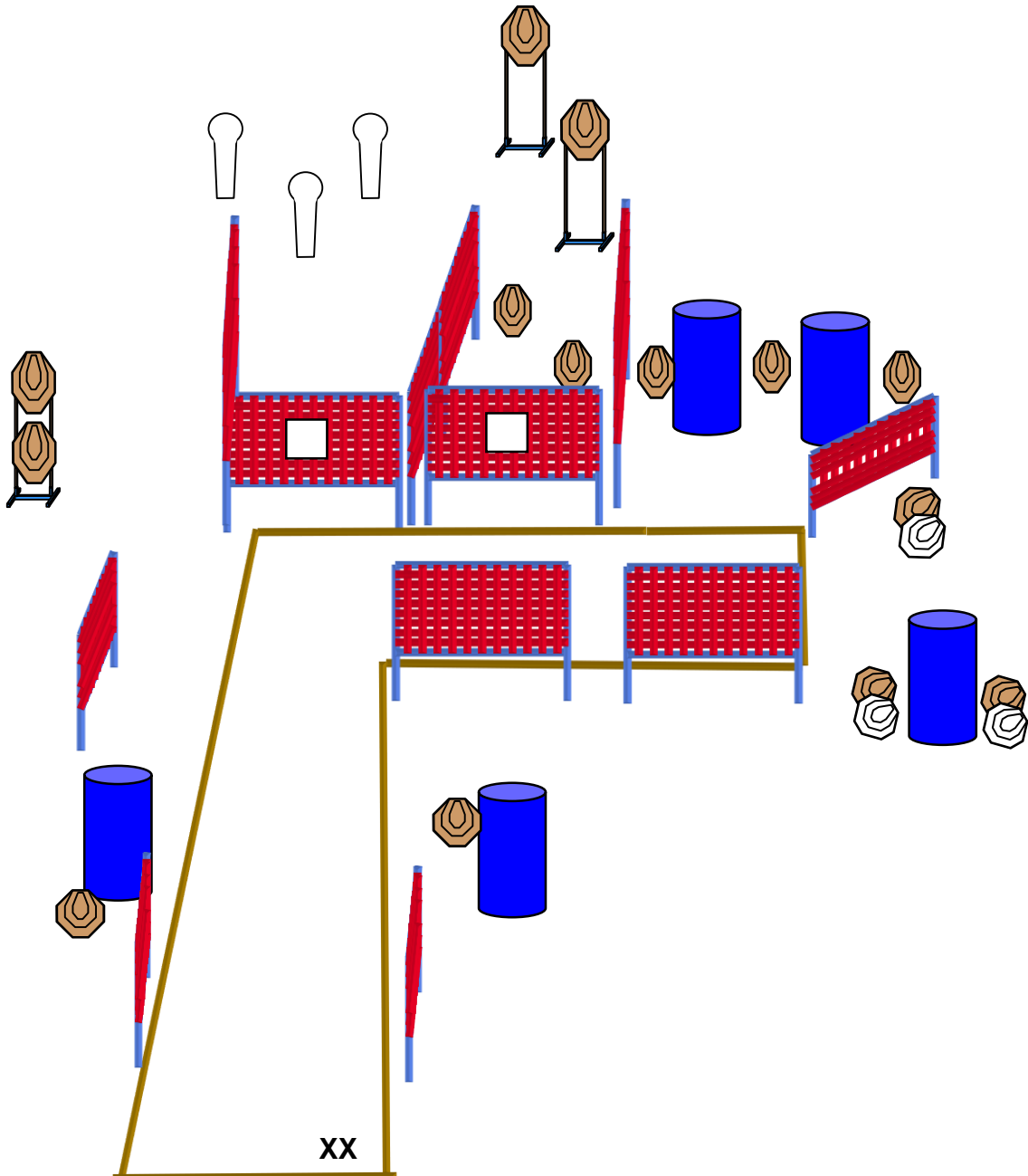
**Note:** Swinging targets T1 & T5 are activated by PP1 and PP4.



# Stage 5

**TARGETS:** 14 IPSC, 3 No-shoot , 3 popper  
**DISTANCE:** 1 – 25 M  
**MINIMUM ROUNDS:** 31  
**POSSIBLE POINTS:** 155  
**START-STOP:** Audible - Last shot  
**PENALTIES:** Per current IPSC Rule Book

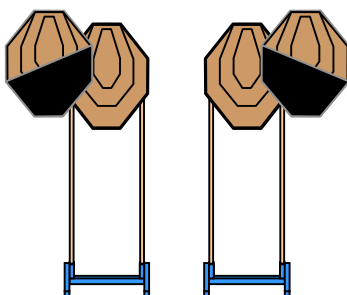
**START POSITION:** Standing with heels touching Xs facing downrange, gun loaded and holstered, hands relaxed at sides.  
**PROCEDURE:** On start signal, engage targets from within the shooting area.



# Stage 6

**TARGETS:** 4 IPSC,  
**DISTANCE:** 12 M  
**MINIMUM ROUNDS:** 8  
**POSSIBLE POINTS:** 40  
**START-STOP:** Audible - Last shot  
**PENALTIES:** Per current IPSC Rule Book

**START POSITION:** Starting in shooting area, facing downrange hands relaxed at sides. Gun loaded and holstered.  
**PROCEDURE:** Engage targets from within the shooting area strong hand only.







# Stage 8

**TARGETS:** 2 IPSC, 4 mini IPSC, 1 No-shoot

**DISTANCE:** 5 – 7 M

**MINIMUM ROUNDS:** 12

**POSSIBLE POINTS:** 60

**START-STOP:** Audible - Last shot

**PENALTIES:** Per current IPSC Rule Book

**START POSITION:** Seated in chair, rear chair legs on Xs, hands on knees. Gun unloaded and placed on one of the three pads on the table. All ammunition to be used to be placed on one or both of the remaining pads.

**PROCEDURE:** On signal, engage targets from behind the table.

