

Kamloops IPSC Qualifier 2018

Date

June 10th, 2018

Kamloops Target Sports Association

Kamloops, BC



6 Stages, 181 Rounds

Match Director: Brent Andres

Match copy is subject to change

General Notes and Rules

- Advance registration required.
- **Rules and penalties as per current IPSC rule Book.**
- Competitors must have passed a Black badge course.
- IPSC BC membership required.
- As a condition of entry, competitors SHALL be required to work the match.
- Any competitor leaving the match without Range Master approval shall have their scores removed from the match.
- Squadding shall be at the Match Directors sole discretion; however competitors' preferences will be considered.
- Drawings are not to scale.
- Due to range conditions actual layout may vary.
- Dry camping is available at the long range.
- Lunch will be available at the range.
- All competitors and spectators must wear hearing and eye protection.
- Brass picking MAY be allowed if time permits, with stage CRO approval.
- One or more Safety Areas will be designated.
- No alcoholic beverages or other intoxicants (legalized drugs) will be allowed until all shooting completed for the day and approval from the Range Master.
- Full targets will be approximately 1.5 meters to the top unless otherwise noted.
- Start signal is electronic buzzer and stop is last shot fires unless otherwise specified.
- Shooting starts at **8:00 AM** Sharp, competitors are to be at their designated stages **NO LATER THAN 7:45 AM.**
- This is a published match with 6 stages. Early bird registration fee is \$50.00, received no later than May 11th, 2018. After that date the fee is \$75.00.
- Arbitration fee is \$100.00, payable with arbitration form.

Stage # 1

RULES: IPSC Handgun Rules, Latest Edition **COURSE DESIGNER:** Brent Andres

START POSITION: Gun loaded and holstered, standing with toes on either X's, hands relaxed at sides.

STAGE PROCEDURE: On signal engage targets as visible from within Area A.

NOTE: IP1 activates T3 1, IP2 activates T11, P1 activates swinger 1

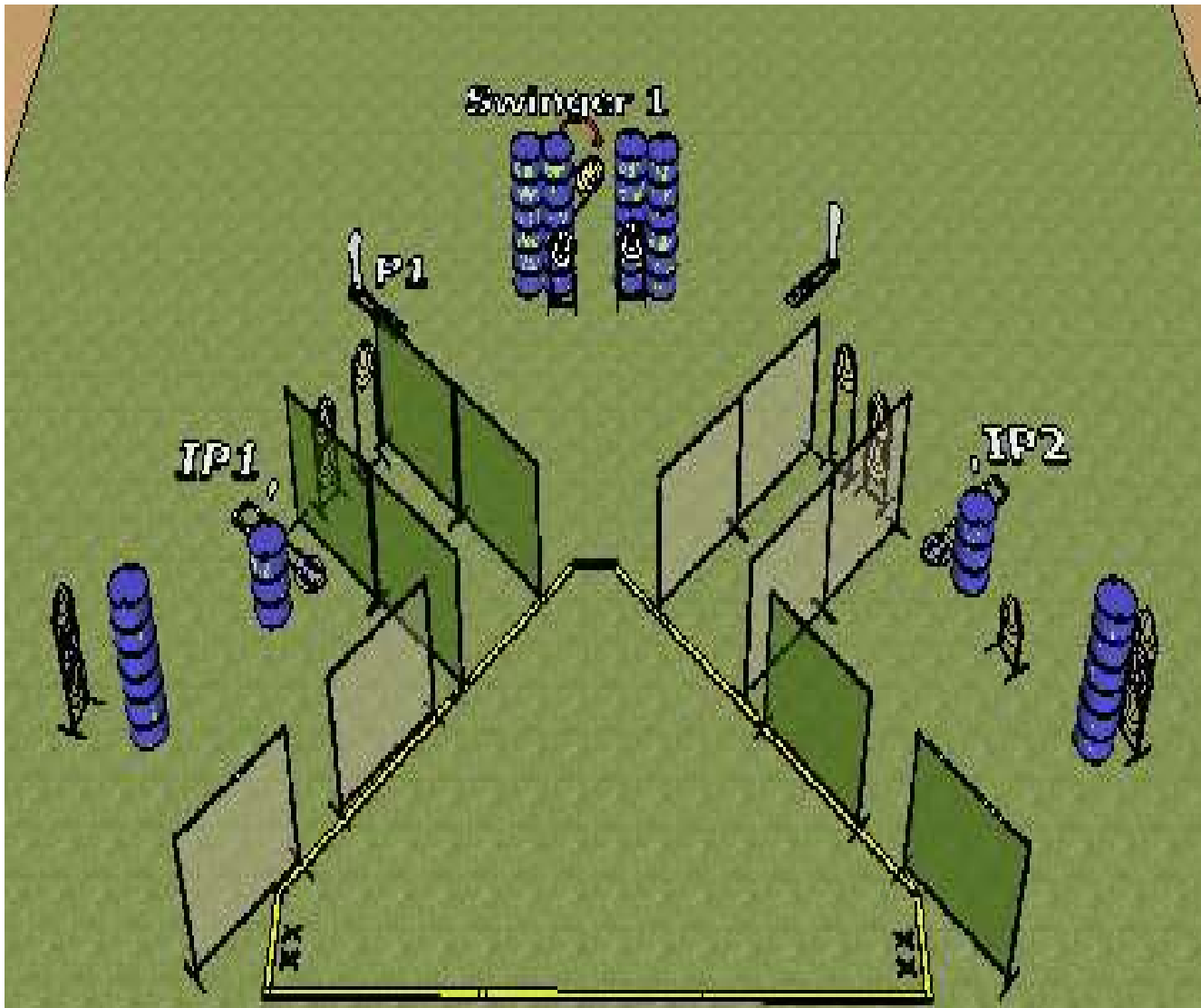
SCORING: 32 rounds, 160 points

SCORING HITS: Best 2 shots, Steel must fall to score

TARGETS: 14 Classic, 2 poppers, 2 plates, 4 no shoots

START-STOP: Audible start, last shot.

DISTANCE: 2 – 50m



SETUP

RO NOTES

Stage #2

RULES: IPSC Handgun Rules, Latest Edition **COURSE DESIGNER:** Gary Kopp

START POSITION: Gun loaded and holstered, standing with toes on X's, hands at sides.

STAGE PROCEDURE: On signal engage targets as visible from within Area A.

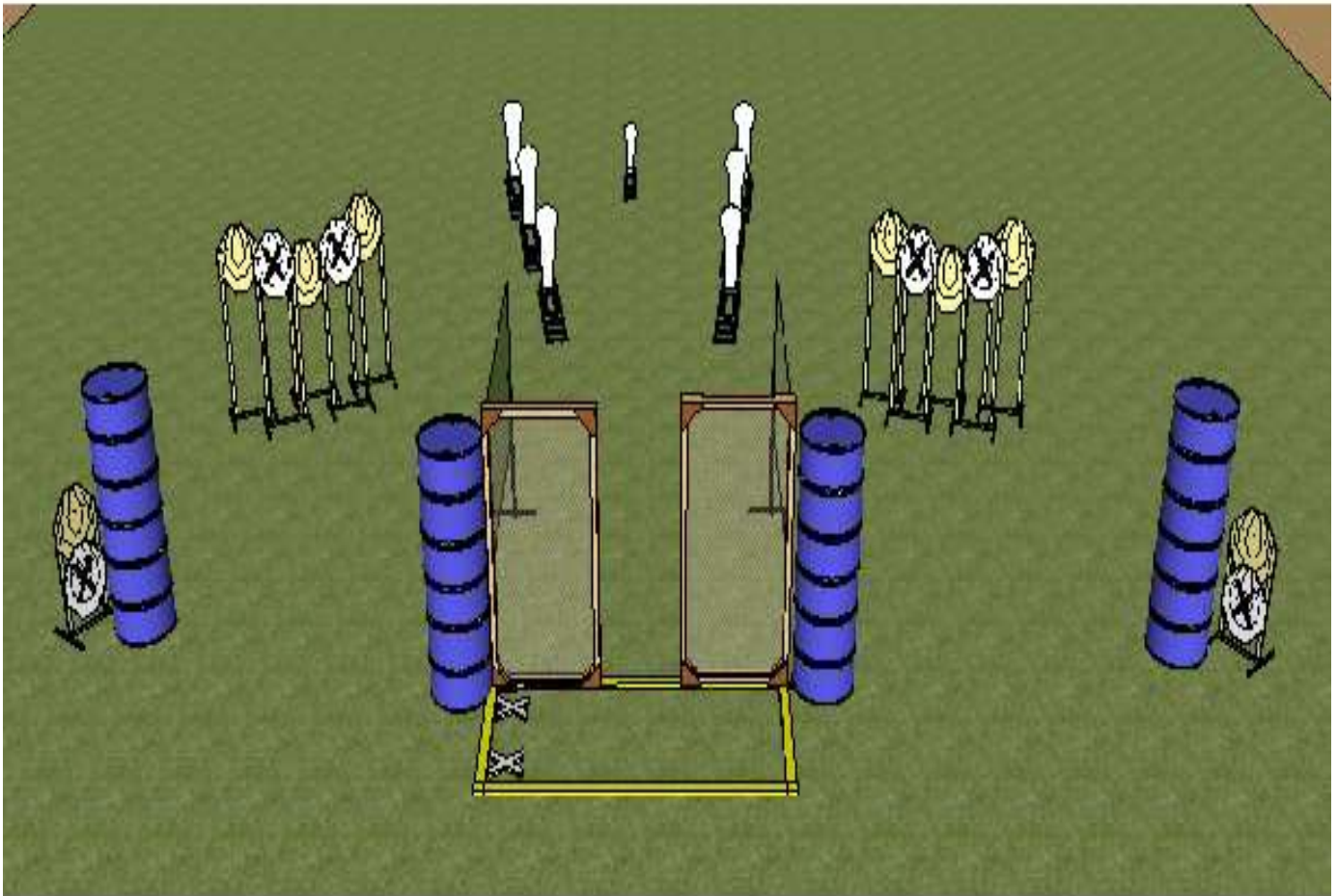
SCORING: 24 rounds, 120 points

SCORING HITS: Best 2 shots, Steel must fall to score

TARGETS: 8 IPSC classic, 6 poppers, 1 mini popper, 6 no shoots

START-STOP: Audible start, last shot.

DISTANCE: 2 – 50m



SETUP

RO NOTES:

Stage # 3

RULES: IPSC Handgun Rules, Latest Edition **COURSE DESIGNER:** Geoff House

START POSITION: Gun loaded and holstered, facing down range with toes on X's.

STAGE PROCEDURE: On signal engage targets as they become visible from within the fault lines.

1P1 exposes T1, P1 activates swinger 1, P5 activates swinger 2, 1P2 exposes T12.

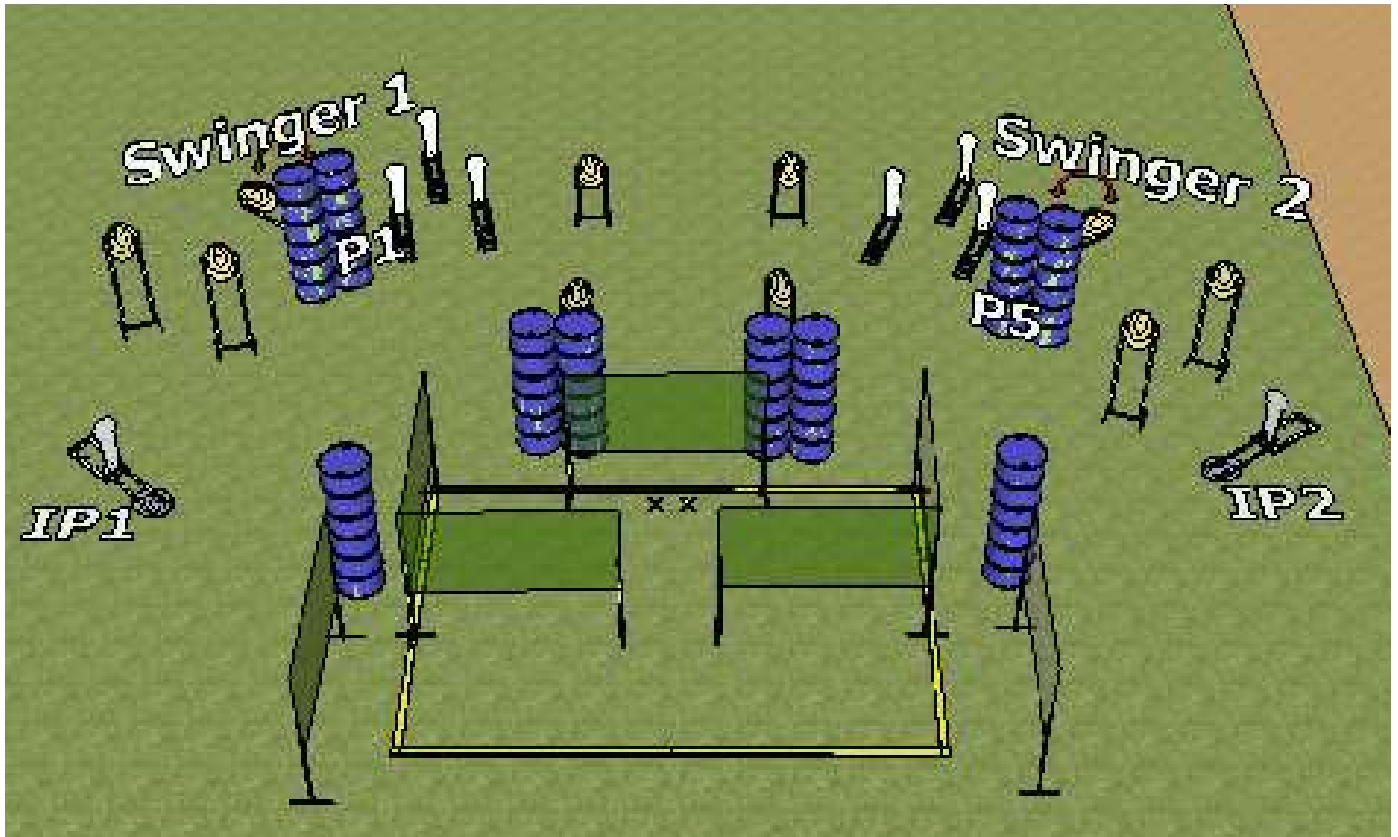
SCORING: 32 rounds, 120 points

SCORING HITS: Best 2 shots

TARGETS: 12 IPSC, 6 poppers, 2 plates

START-STOP: Audible start, last shot.

DISTANCE: 2 – 50m



SETUP NOTES:

RO NOTES:

Stage # 4

RULES: IPSC Handgun Rules, Latest Edition **COURSE DESIGNER:** Brent Andres

START POSITION: Gun loaded and holstered, hands on point of wall.

STAGE PROCEDURE: On signal engage targets from within fault lines.

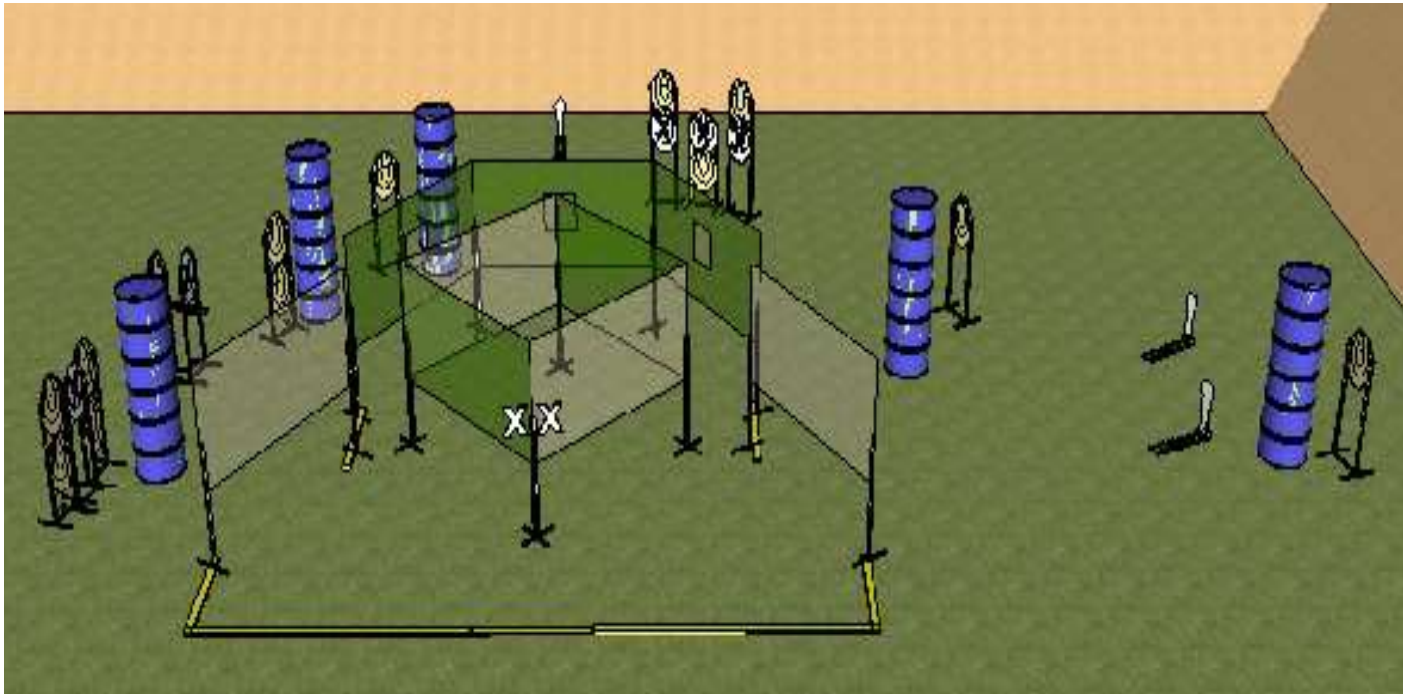
SCORING: 32 rounds, 160 points

SCORING HITS: Best 2 shots, Steel must fall to score

TARGETS: 14 IPSC classic, 4 mini poppers, 5 no shoots

START-STOP: Audible start, last shot.

DISTANCE: 2 – 50m



SETUP

RO NOTES:

Stage # 5

RULES: IPSC Handgun Rules, Latest Edition **COURSE DESIGNER:** Gary Kopp

START POSITION: Gun loaded and holstered, toes on marks, hands at sides.

STAGE PROCEDURE: On signal engage targets as visible from within fault lines.

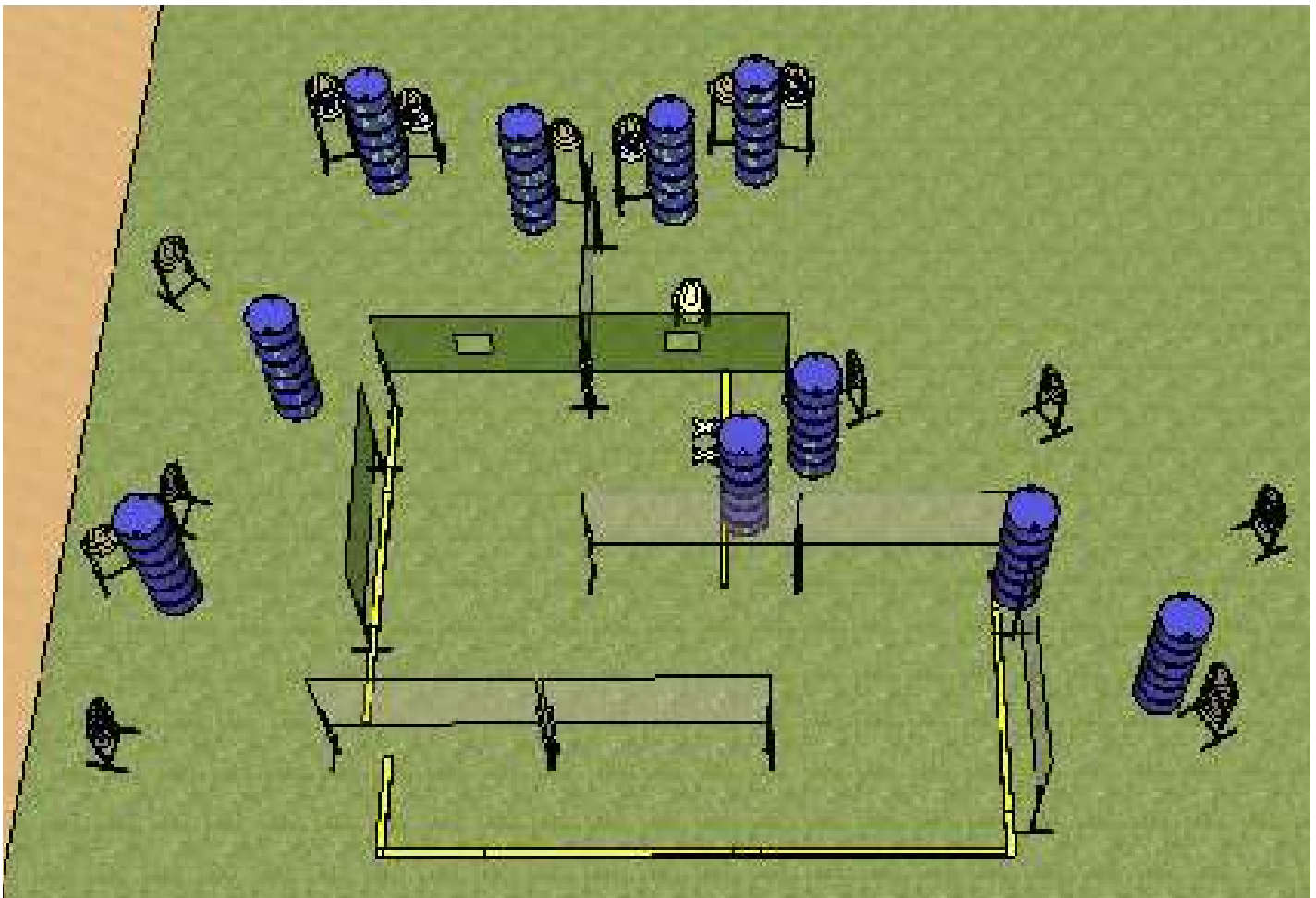
SCORING: 32 rounds, 160 points

SCORING HITS: Best 2 shots, Steel must fall to score

TARGETS: 16 IPSC classic

START-STOP: Audible start, last shot.

DISTANCE: 2 – 50m



SETUP.

RO NOTES:

Stage # 6

RULES: IPSC Handgun Rules, Latest Edition **COURSE DESIGNER:** Ron Brady

START POSITION: Gun loaded and holstered, standing in area A, toes on X's.

STAGE PROCEDURE: On signal engage targets as they become visible

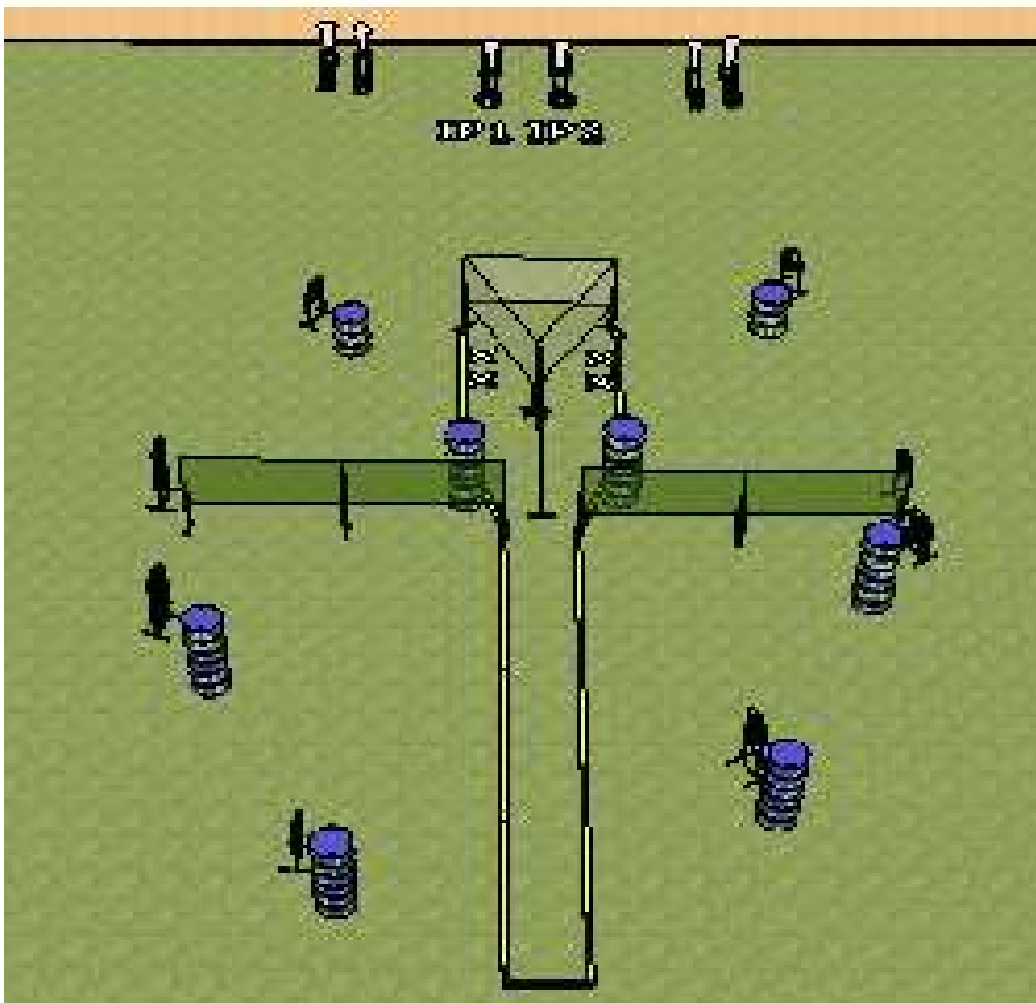
SCORING: 32 rounds, 60 points

SCORING HITS: Best 2 shots, steel must fall to score

TARGETS: 16 mini IPSC classic, 7 no-shoots

START-STOP: Audible start, last shot.

DISTANCE: 2 – 50m



SETUP NOTES:

RO NOTES: